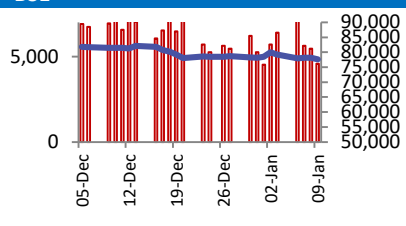
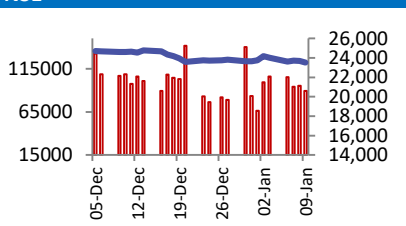


BSE		NSE																													
	<table border="1"> <tr><td>Open</td><td>78206</td></tr> <tr><td>High</td><td>78206</td></tr> <tr><td>Low</td><td>77543</td></tr> <tr><td>Close</td><td>77620</td></tr> <tr><td>Change</td><td>-528</td></tr> <tr><td>Volume (Lacs)</td><td>5317</td></tr> <tr><td>Turnover (Rs.inCr)</td><td>4580</td></tr> </table>	Open	78206	High	78206	Low	77543	Close	77620	Change	-528	Volume (Lacs)	5317	Turnover (Rs.inCr)	4580		<table border="1"> <tr><td>Open</td><td>23675</td></tr> <tr><td>High</td><td>23690</td></tr> <tr><td>Low</td><td>23503</td></tr> <tr><td>Close</td><td>23527</td></tr> <tr><td>Change</td><td>-162</td></tr> <tr><td>Volume(Lacs)</td><td>27277</td></tr> <tr><td>Turnover(Rs.in Cr)</td><td>89207</td></tr> </table>	Open	23675	High	23690	Low	23503	Close	23527	Change	-162	Volume(Lacs)	27277	Turnover(Rs.in Cr)	89207
Open	78206																														
High	78206																														
Low	77543																														
Close	77620																														
Change	-528																														
Volume (Lacs)	5317																														
Turnover (Rs.inCr)	4580																														
Open	23675																														
High	23690																														
Low	23503																														
Close	23527																														
Change	-162																														
Volume(Lacs)	27277																														
Turnover(Rs.in Cr)	89207																														

World Markets	Current	Previous	Pt. Chg	Var(%)
Dow	42635	42635	Closed	Closed
Dow Futures	42766	42829	(63)	-0.1%
Nasdaq	19479	19479	Closed	Closed
FTSE	8320	8251	69	0.8%
Nikkei	39412	39605	(193)	-0.5%
Hang Seng	19236	19241	(5)	0.0%
Gift Nifty	23585	23595	(10)	0.0%
Straits Singapore	3804	3863	(58)	-1.5%
South Korea	2522	2522	0	0.0%
Taiwan	23022	23081	(59)	-0.3%
Shanghai	3205	3211	(6)	-0.2%

Commodity Prices	Current	Previous	Pt. Chg	Var(%)
Copper (\$/MT)	9079	9032	47	0.5%
Alumin (\$/MT)	2539	2499	41	1.6%
Zinc (\$/MT)	2848	2825	23	0.8%
Brent Crude (\$/bbl)	77	77	0	0.2%
Gold (\$/Ounce)	2674	2667	7	0.3%
Silver (\$/Ounce)	30	30	0	0.4%
Light Crude (\$/bbl)	74	74	0	0.2%
N G (\$/mmbtu)	4	4	0	0.5%
Sugar (\$/MT)	502	504	(2)	-0.4%
Rubber (Rs./kg)	189	189	1	0.3%
Baltic Dry Index	969	966	3	0.3%

Currency Exchange Rate	Current	Previous	Var(%)
Rs./ \$ rate	85.86	85.86	0.01%
Rs./ Euro	88.49	88.62	-0.14%
Rs./Chinese Yuan	11.71	11.71	-0.01%
Yen / \$ rate	158.26	158.14	0.08%
\$ US/Euro	1.03	1.03	0.01%

Dollar Index	Current	Previous	Var(%)
Dollar Index	109.20	109.18	0.02%

Support/ Resistance Levels for Today		
	Nifty	Bank Nifty Fut
Support 1	23440	49540
Support 2	23370	49270
Resistance	23600	50000

Securities in Ban For Trade	
MANAPPURAM	RBLBANK
HINDCOPPER	BANDHANBNK
LTF	

Market Review

US: The US markets were closed on Thursday to mourn the death of former President Jimmy Carter.

Asia: Asian equities edged lower with US futures ahead of jobs data that will help shape the outlook for Federal Reserve interest rates. Shares in Australia and Japan fell, while those in South Korea were little changed.

India: The Indian equities ended lower for the second day in a row on Thursday as investors shed their risk appetite and raised guard before the start of the third-quarter earnings season. **Market is expected to open on a negative note and likely to witness range bound move during the day.**

Global economy: Mexico's headline inflation rate eased more than expected in December, fueling bets that the central bank will keep cutting its benchmark interest rate despite an uptick in the core consumer price index. Annual headline inflation in Latin America's second-largest economy hit 4.21% last month, INEGI data showed, down from the November figure of 4.55%.

Hiring announcements by U.S. employers last year were the lowest since 2015, confirming a sharp moderation in job growth over that period. Companies announced 769,953 hiring plans, down 1.3% from 2023. Hiring announcements dropped to 7,999 in December from 11,621 in November. Sluggish hiring accounted for the slowdown in job gains last year, with the unemployment rate jumping from 3.7% at the start of the year to 4.3% in July and then stabilizing, hovering at 4.2% in November.

The United Nations forecasts the global economy will remain sluggish at 2.8% growth in 2025 due to weak investment, productivity issues, and high debt. Although lower inflation and eased monetary policies may help, uncertainties from geopolitical conflicts and trade tensions persist, especially affecting low-income countries.

Commodities: Oil prices rose in Asian trade on Friday, recouping a bulk of their losses this week as cold weather in the U.S. and Europe pushed up hopes that demand for heating fuels will increase.

Gold prices remained stable on Friday during early Asian hours, poised for their strongest week since mid-November, as investors awaited U.S. jobs data to gauge how aggressively the Federal Reserve might cut interest rates this year.

Currency: The dollar looked set to extend its longest weekly winning streak in over a year on Friday, underpinned by rising bond yields and expectations of another strong set of U.S. jobs numbers.

FII Derivative Transactions (Rs. Cr)

Contracts	Purchase		Sell		Net	Open Interest (OI)		OI (Previous day)		Change	
	Contract	Value	Contract	Value	Value	Contract	Value	Contract	Value	Contract	Value
Index Future	35749	2427	65257	4613	(2186)	395903	26909	386407	26017	9496	892
Index Option	15211293	2501643	15320637	2524255	(22612)	3589531	304971	4823430	539497	(1233899)	(234526)
Stock Future	406058	26277	465704	29730	(3453)	5318975	335581	5335065	339264	(16090)	(3683)
Stock Option	1022060	67533	1102017	72620	(5087)	1242673	77798	1136620	71868	106053	5930
Total	16675160	2597880	16953615	2631218	(33338)	10547082	745259	11681522	976646	(1134440)	(231387)

FII All Activity-BBG (Rs Cr)	Buy	Sell	Net
2-Jan-25	14051	12387	1664
3-Jan-25	12395	15270	(2875)
6-Jan-25	10264	13319	(3055)
7-Jan-25	12254	13474	(1220)
8-Jan-25	10009	13738	(3729)
Month to date- Jan	61371	71185	(9813)
FII (Prov.) (Rs Cr)	Buy	Sell	Net
3-Jan-25	10813	15040	(4227)
6-Jan-25	9817	12393	(2575)
7-Jan-25	11727	13218	(1491)
8-Jan-25	9944	13306	(3362)
9-Jan-25	8537	15708	(7171)
Month to date-Jan	65478	84581	(19103)
DII (Prov.) (Rs. Cr)	Buy	Sell	Net
3-Jan-25	14333	13512	821
6-Jan-25	16413	10663	5750
7-Jan-25	12256	10641	1615
8-Jan-25	14252	11535	2716
9-Jan-25	16728	9088	7640
Month to date-Jan	96695	76441	20254
FII Debt - BBG (Rs. Cr)	Buy	Sell	Net
2-Jan-25	1749	2233	(484)
3-Jan-25	1814	1562	252
6-Jan-25	3229	3954	(725)
7-Jan-25	1249	1825	(575)
8-Jan-25	1069	7956	(6887)
Month to date- Jan	9119	18389	(9270)

Market Breadth	BSE		NSE	
	No.	%	No.	%
Advance	1144	28%	722	25%
Decline	2826	69%	2066	72%
Unchanged	97	2%	66	2%

Market Turnover	09-Jan	08-Jan	Var (%)
BSE Cash	4580	5459	-16%
NSE Cash	89207	95369	-6%
NSE Futures	115610	118443	-2%
NSE Options	38401700	24785343	55%
Total (Rs.Cr)	38611096	25004615	54%

Volatility Index	09-Jan	08-Jan
Volatility Index	14.66	14.47

Index PE - TTM	09-Jan	Yr. High	Yr. Low
Sensex	22.5	26.0	21.8
Nifty	21.7	24.4	20.8

Corporate News

Vodafone Idea Allots Equity worth Rs 1,910 Cr To Two Promoters

Vodafone Idea Ltd. allotted shares worth Rs 1,910 cr to two of its promoters on a preferential basis. Following approval from VIL's board of directors, its capital raising committee allotted 169.3 cr equity shares to Omega Telecom Holdings Pvt. and Usha Martin Telematics Ltd. at an issue price of Rs 11.28 apiece, which includes a premium of Rs 1.28 per equity share. (NDTV)

Mazagon Dock delivers 6th and final Scorpene submarine to Navy

Mazagon Dock Shipbuilders Limited delivered the final Scorpene-class submarine, Vaghsheer, to the Indian Navy on Thursday, completing Project 75. The acceptance documents were signed by Sanjeev Singhal, the Chairman-cum-Managing Director (CMD) of MDL, and Rear Admiral R Adhisrinivasan, the Chief Staff Officer (Technical), in the presence of senior officials from both MDL and the Navy. (IT)

Mahanagar Gas Gets 26% Additional APM Allocation from GAIL

Mahanagar Gas Ltd. has secured increase in domestic gas allocation at APM prices from GAIL (India) Ltd. by 26%, effective Jan. 16. As a result, allocation for compressed natural gas will increase from 37% to 51%. (NDTV)

Economy

Russia, US curtail crude exports to India on increased demand at home

In December, India shifted crude imports from Russia, the US, Venezuela, and Brazil to Iraq, the UAE, Kuwait, Angola, and Nigeria due to reduced exports from the former group. Russia's monthly share dropped to 33.4% as higher domestic refining needs limited exports. (ET)

Tech glitch in data transmission led to inflated gold, silver import data: Government

The government has established a committee to create a consistent mechanism for publishing export-import data amid technical glitches. This follows steep downward revisions in gold and silver imports for April-November FY25 due to calculation errors. The revisions include revised electronics imports for April to November downgraded by \$2.7 bn. (ET)

International

Hyundai launches \$18,000 EV in Japan to penetrate EV-wary market

South Korea's Hyundai Motor will introduce the cheapest compact electric car in Japan, to penetrate a market dominated by local auto giants with established hybrid petrol-electric vehicle technologies. (Inv)

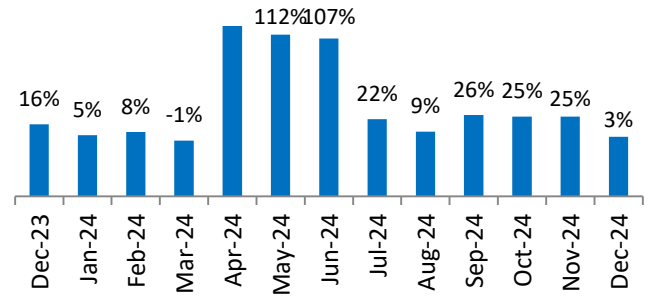
Top 5 Nifty Gainers	09-Jan	08-Jan	Var(%)
BAJAJ-AUTO	8836	8642	2.2%
NESTLEIND	2256	2220	1.6%
HINDUNILVR	2435	2401	1.4%
BRITANNIA	4926	4860	1.4%
M&M	3127	3086	1.3%
Top 5 Nifty Losers	09-Jan	08-Jan	Var(%)
SHRIRAMFIN	2810	2899	-3.1%
ONGC	263	271	-3.0%
BPCL	280	287	-2.4%
COALINDIA	372	380	-2.1%
TATASTEEL	130	133	-2.0%

BSE Index Watch	Last	1 day	1 wk	1 mth	1 yr
SENSEX	77620	-0.7%	-2.9%	-4.8%	8.3%
MIDCAP	45203	-1.0%	-4.0%	-5.8%	20.6%
SMLCAP	54021	-1.2%	-3.8%	-6.1%	22.9%
AUTO	52693	-0.1%	-2.8%	-2.1%	25.0%
BANKEKX	56227	-0.7%	-4.0%	-7.8%	5.4%
Capital Goods	65356	-1.5%	-5.2%	-10.9%	15.3%
FMCG	20943	0.7%	-0.7%	0.6%	3.1%
Health Care	44776	-0.7%	-1.9%	1.1%	37.1%
IT	42992	-1.1%	-2.9%	-4.4%	21.2%
METAL	28036	-1.3%	-3.8%	-12.3%	6.2%
Oil & Gas	26187	-2.2%	-0.9%	-3.6%	11.1%
Power	6623	-1.7%	-6.2%	-13.0%	9.0%
Realty	7795	-2.9%	-5.3%	-8.4%	14.0%

NSE USD Futures	09-Jan	08-Jan	Var (%)
Jan Expiry (Rs./\$)	84.39	84.39	0.0%
Feb Expiry (Rs./\$)	84.39	84.39	0.0%
Total Turnover (Rs. Crore)	3083	4428	-30%

Sectors	TTM PE
Auto	30.77
Auto Ancillary	47.23
Banking	13.95
Engineering	50.54
Cement	88.58
Diamonds & Jewellery	60.29
Housing Finance	25.78
Infrastructure & Const	34.58
Metals-Aluminium	38.27
Metal – Steel	16.74
Oil Expl.	12.91
Pharma	9.63
Power – Gen. Supp.	45.35
Information Tech.	27.85
Sugar	23.89
Telecom Serv. Prov.	70.29
Tyres	28.99

Atul Auto Monthly Volume Growth (YoY)
(Source: Company data)



10 year G-Sec Yield	Current	Previous	Change
US	4.68%	4.69%	(1) bps
Japan	1.19%	1.18%	1 bps
India	6.77%	6.77%	(0) bps
UK	4.81%	4.80%	1 bps
Libor 3 Mths	4.85%	4.85%	(0) bps

Indian Eco Data	Current	Previous	Var(%)
Forex Reserve (US\$ in bn)	640	640	0.0%
Inflation - WPI	1.89%	2.36%	(47) bps
Inflation - CPI	5.48%	6.21%	(73) bps

India GDP	Q2FY25	Q1FY25	Var(%)
Growth	5.40%	6.70%	(130)bps

Monetary Policy	Current	Previous	Change
Repo Rate	6.50%	6.50%	0 bps
Reverse Repo Rate	3.35%	3.35%	0 bps
CRR	4.00%	4.50%	(50) bps
O/S Banking System Liquidity (Rs bn)	-2260	-1694	(566.7)

IIP Growth %	Oct-24	Oct-23	Apr-Feb
IIP	3.5	11.9	4.3
Capital Goods	3.1	21.7	4.0
Mining	4.1	10.6	3.8
Manufacturing	2.0	20.4	6.1
Electricity	0.9	13.1	4.0

Bulk Deal As On 09/01/25

BSE					
Security Code	Security Name	Client Name	Deal	Quantity	Price
538465	AMARSEC	BABURAO PRATAPRAO DESHMUKH	S	24829	19.5
542721	ARL	ASHVINI MOOLCHAND MEHTA	S	236663	172.7
542721	ARL	CNM FINVEST PRIVATE LIMITED .	S	84073	172.7
524434	ASINPET	MULTIPLIER SHARE & STOCK ADVISORS PRIVATE LIMITED	S	170054	9.48
524434	ASINPET	STANLEY EVERESTANTONY MENEZES	B	125000	9.48
526546	CHOKSILA	ALANKIT IMAGINATIONS LIMITED	B	67190	114.27
543921	COMRADE	SOURABHSONI	B	53000	167.91
544331	DAVIN	MANSI SHARE & STOCK ADVISORS PRIVATE LIMITED	B	40000	46.2
539032	FRASER	MULTIPLIER SHARE & STOCK ADVISORS PRIVATE LIMITED	B	50000	9.3
542850	GOBLIN	CRAFT EMERGING MARKET FUND PCC- ELITE CAPITAL FUND	B	160000	32
542850	GOBLIN	KOMALAY INVESTRADE PRIVATE LIMITED	S	160000	32
541627	HITECHWIND	BLISS ENTERPRISE	B	25000	12.22
541627	HITECHWIND	HEMANT NARESH JAIN HUF	B	100000	12.22
541627	HITECHWIND	KALPALABDHI SECURITIES PRIVATE LIMITED	B	25896	12.22
541627	HITECHWIND	KALPANA MADHANI SECURITIES PRIVATE LIMITED	B	50000	12.22
541627	HITECHWIND	KANTA DEVI SAMDARIA	S	41447	12.22
541627	HITECHWIND	KOMALBEN VAIBHAV SHAH	B	50000	12.22
541627	HITECHWIND	MANOJ KUMAR KANDA	B	40000	12.22
541627	HITECHWIND	MANSI SHARE & STOCK ADVISORS PRIVATE LIMITED	S	170951	12.22
541627	HITECHWIND	MEHUL C MUNJASARA HUF	B	35000	12.22
541627	HITECHWIND	MULTIPLIER SHARE & STOCK ADVISORS PRIVATE LIMITED	S	48000	12.22
541627	HITECHWIND	NEO APEX VENTURE LLP	S	99196	12.22
541627	HITECHWIND	PARESH DHIRAJLAL SHAH	S	59000	12.22
539449	IGCIL	BABIBEN MUKESHBHAI PATEL	S	534722	7.67
539449	IGCIL	DHANJIT REAL TRADE LLP	S	388784	7.64
539449	IGCIL	GAJANAND JASHVANTBHAI TAILOR (HUF)	B	981000	7.64
539449	IGCIL	GAYATRI GANESH	B	261780	7.64
539449	IGCIL	GIRIJADHAVA VYAPAAR PRIVATE LIMITED	S	598999	7.64
539449	IGCIL	MUKESHBHAI HIRABHAI PATEL	S	259273	7.64
539449	IGCIL	NISHA CHINTU CHUGH	B	615001	7.64
539449	IGCIL	SHIV PARVATI LEASING PRIVATE LIMITED	S	277877	7.64
538765	JSHL	VISHALAGARWAL	B	45000	5.67
538765	JSHL	YADAGIRI PALTHI	S	35000	5.7
531413	KIRANPR	PACE STOCK BROKING SERVICES PVT LTD	S	33781	38.6
539519	MAYUKH	JAIPRAKASH JUGALKISHOR AGARWAL	B	750000	2.25
540809	MRCAGRO	MUNIR MOHAMADALI MAKANI	B	145944	16
543579	NATURO	DIVYESH SHANTILAL SHAH (HUF)	B	292000	8.5
543579	NATURO	MINOLLO PRIVATE LIMITED	S	320000	8.5
530805	OIVL	SANDIP JAYSHUKHLAL SHAH	B	200361	12.99
543400	OMNIPOTENT	ASHOK DILIPKUMAR JAIN	B	240000	9.89
543400	OMNIPOTENT	MANOJ KUMAR KANDA	S	48000	9.38
543400	OMNIPOTENT	RAJARAMCHOUHDARY	S	58000	9.54
543400	OMNIPOTENT	RAVI ASHOK KOTHARI	B	66000	9.66
543400	OMNIPOTENT	VINAYKUMARTEKRIWAL	S	38000	9.74
543400	OMNIPOTENT	ZULIA ZAFAR	S	86000	9.76
540198	OSIAJEE	KANTA SAINI	S	31744	53.11
512591	PULSRIN	COMFORT ADVERTISING PVT LTD	S	462873	15.8
512591	PULSRIN	COMFORT ADVERTISING PVT LTD	B	465954	15.84
538452	QUASAR	BP COMTRADE PRIVATE LIMITED	B	499999	2.09
538452	QUASAR	JITENDRA HASMUKHLAL VYAS	S	1135100	2.09
538452	QUASAR	MULTIPLIER SHARE & STOCK ADVISORS PRIVATE LIMITED	B	1000000	2.09

540259	SHANGAR	BONANZA PORTFOLIO LIMITED	S	760000	4.8
540259	SHANGAR	SAJM GLOBAL IMPEX PRIVATE LIMITED	B	3715151	5.08
540259	SHANGAR	SHARE INDIA SECURITIES LIMITED	S	300000	5.29
540259	SHANGAR	SHARE INDIA SECURITIES LIMITED	B	500000	5.3
540259	SHANGAR	UMA SHANKAR EXIM PRIVATE LIMITED	S	1943121	5.3
540259	SHANGAR	UMA SHANKAR EXIM PRIVATE LIMITED	B	1	5.3
500389	SILVERLINE	MULTIPLIER SHARE & STOCK ADVISORS PRIVATE LIMITED	S	101236	20.82
500389	SILVERLINE	MULTIPLIER SHARE & STOCK ADVISORS PRIVATE LIMITED	B	869006	20.19
543914	SWATIPRO	PRASHANT GUPTA	S	55990	57.81
544303	TTC	MANSI SHARE & STOCK ADVISORS PRIVATE LIMITED	S	7200	840
544303	TTC	MANSI SHARE & STOCK ADVISORS PRIVATE LIMITED	B	20400	830.27
544303	TTC	YUGA STOCKS AND COMMODITIES PRIVATE LIMITED .	S	12000	842.55
526945	TYROON	MANJU GAGGAR	B	17569	160.8
544329	VANDU	MANSI SHARE & STOCK ADVISORS PRIVATE LIMITED	S	184000	72.95
544002	VIVAA	ASNANI STOCK BROKER PRIVATE LIMITED	S	52000	37.5
544002	VIVAA	ASNANI STOCK BROKER PRIVATE LIMITED	B	4000	39
544002	VIVAA	NIRANJANKUMAR NAVRATANMAL JAIN	S	20000	37.65
544002	VIVAA	RAMAKANT BASUDEO PARASRAMPURIA (HUF)	B	40000	37.5
544002	VIVAA	SUSHILABEN NARENDRAKUMAR VORA	B	20000	37.65

NSE

Security Code	Security Name	Client Name	Deal	Quantity	Price
ANYA	Any a Poly tech & Ferti Ltd	PARNIKA AGARWAL	SELL	600000	17.08
DHAN-RE	Dhanlax mi Bank Ltd	MOHANACHANDRAN NAIR BALAKRISHNA PILLAI	SELL	1205914	3.41
BIRDYS	Grill Splendour Ser Ltd	SHRIPAL V VORA HUF	SELL	50400	83.5
IDENTICAL	Identical Brains Studio L	SELVAMURTHY AKILANDESWARI	BUY	74000	70.84
JALAN	Jalan Transolu. India Ltd	JAGADISH ROY	SELL	96000	10.65
JALAN	Jalan Transolu. India Ltd	UMA GANGULY	BUY	120000	10.65
JIWANRAM	Jiw anram Sheoduttra Ind L	ALOK PRAKASH (HUF)	SELL	468000	13.44
KALANA	Kalana Ispat Limited	PIYUSH SECURITIES PRIVATE LIMITED	SELL	68000	43
OMFURN	Omfurn India Limited	SHRENI SHARES PVT	SELL	129600	109.81
OLIL	Oneclick Logistics Ind L	MATALIA STOCK BROKING PRIVATE LIMITED	BUY	20400	106.97
RICHA	Richa Info Systems Ltd	V JOSHI IMPEX PRIVATE LIMITED	SELL	14000	80.85
WINNY	Winy Immigra & Edu Ser L	SHREEYANSH EDUTRADE LLP	SELL	26000	330

Disclosure:

Research Reports that are published by Nirmal Bang Securities Private Limited (hereinafter referred to as "NBSPL") are for private circulation only. NBSPL is a registered Research Analyst under SEBI (Research Analyst) Regulations, 2014 having Registration no. INH000001766. NBSPL is also a registered Stock Broker with National Stock Exchange of India Limited, BSE Limited, Metropolitan Stock Exchange of India Limited, Multi Commodity Exchange of India Limited and , National Commodity and Derivative Exchange Limited in Capital Market , Equity and Commodities derivatives segments and Currency Derivatives Segment .

NBSPL has other business divisions with independent research teams separated by Chinese walls, and therefore may, at times, have different or contrary views on stocks and markets.

NBSPL or its associates have not been debarred / suspended by SEBI or any other regulatory authority for accessing / dealing in securities Market since last 20 years. NBSPL, its associates or analyst or his relatives do not hold any financial interest (Except Investment) in the subject company. NBSPL or its associates or Analyst do not have any conflict or material conflict of interest at the time of publication of the research report with the subject company. NBSPL or its associates or Analyst or his relatives may or may not hold beneficial ownership of 1% or more in the subject company at the end of the month immediately preceding the date of publication of this research report.

NBSPL or its associates / analyst has not received any compensation / managed or co-managed public offering of securities of the company covered by Analyst during the past twelve months. NBSPL or its associates have not received any compensation or other benefits from the company covered by Analyst or third party in connection with the research report. Analyst has not served as an officer, director or employee of Subject Company. NBSPL / analyst has not been engaged in market making activity of the subject company.

Analyst Certification: The research analysts and authors of these reports, hereby certify that the views expressed in this research report accurately reflects my/our personal views about the subject securities, issuers, products, sectors or industries. It is also certified that no part of the compensation of the analyst(s) was, is, or will be directly or indirectly related to the inclusion of specific recommendations or views in this research. The analyst(s) principally responsible for the preparation of this research report and has taken reasonable care to achieve and maintain independence and objectivity in making any recommendations.

Disclaimer:

The Research Report is for the personal information of the authorized recipient and does not construe to be any investment, legal or taxation advice. NBSPL is not soliciting any action based upon it. Nothing in the research report shall be construed as a solicitation to buy or sell any security or product, or to engage in or refrain from engaging in any such transaction. In preparing the research report, we did not take into account the investment objectives, financial situation and particular needs of the reader.

The research report has been prepared for the general use of the clients of NBSPL and must not be copied, either in whole or in part, or distributed or redistributed to any other person in any form. If you are not the intended recipient you must not use or disclose the information in the research report in any way. Though disseminated to all the customers simultaneously, not all customers may receive the research report at the same time. NBSPL will not treat recipients as customers by virtue of their receiving the research report. The research report is not directed or intended for distribution to or use by any person or entity resident in a state, country or any jurisdiction, where such distribution, publication, availability or use would be contrary to law, regulation or which would subject NBSPL & its group companies to registration or licensing requirements within such jurisdictions.

The report is based on the information obtained from sources believed to be reliable, but we do not make any representation or warranty that it is accurate, complete or up-to-date and it should not be relied upon as such. We accept no obligation to correct or update the information or opinions in it. NBSPL or any of its affiliates or employees shall not be in any way responsible for any loss or damage that may arise to any person from any inadvertent error in the information contained in the research report. NBSPL or any of its affiliates or employees do not provide, at any time, any express or implied warranty of any kind, regarding any matter pertaining to this report, including without limitation the implied warranties of merchantability, fitness for a particular purpose, and non-infringement. The recipients of the research report should rely on their own investigations.

This information is subject to change without any prior notice. NBSPL reserves its absolute discretion and right to make or refrain from making modifications and alterations to this statement from time to time. Nevertheless, NBSPL is committed to providing independent and transparent recommendations to its clients, and would be happy to provide information in response to specific client queries.

Before making an investment decision on the basis of research report, the reader needs to consider, with or without the assistance of an adviser, whether the advice is appropriate in light of their particular investment needs, objectives and financial circumstances. There are risks involved in securities trading. The price of securities can and does fluctuate, and an individual security may even become valueless. International investors are reminded of the additional risks inherent in international investments, such as currency fluctuations and international stock market or economic conditions, which may adversely affect the value of the investment. Opinions expressed are subject to change without any notice. Neither the company nor the director or the employees of NBSPL accept any liability whatsoever for any direct, indirect, consequential or other loss arising from any use of the research report and/or further communication in relation to the research report. Here it may be noted that neither NBSPL, nor its directors, employees, agents or representatives shall be liable for any damages whether direct or indirect, incidental, special or consequential including lost revenue or lost profit that may arise from or in connection with the use of the information contained in the research report.

Copyright of this document vests exclusively with NBSPL.

Our reports are also available on our website

Registration granted by SEBI and certification from NISM in no way guarantee performance of NBSPL or provide any assurance of returns to investors.

Nirmal Bang Research (Division of Nirmal Bang Securities Pvt. Ltd.)

B-2, 301/302, Marathon Innova,
Opp. Peninsula Corporate Park
Off. Ganpatrao Kadam Marg
Lower Parel(W), Mumbai-400013
Board No. : 91 22 6723 8000/8001
Fax. : 022 6723 8010